

**THE RESEARCH
 SPEAKS FOR ITSELF¹**



Core5's research has received a **strong** rating from Evidence for ESSA

10+ peer-reviewed efficacy studies in the last 10 years



Across several U.S. studies, effect sizes for Core5 ranged from **0.07 to 1.02**

BLENDED LEARNING IN ACTION²
 during the 2021–2022 school year



74 Average minutes using Core5 per week



22 Average number of skills completed in one academic year

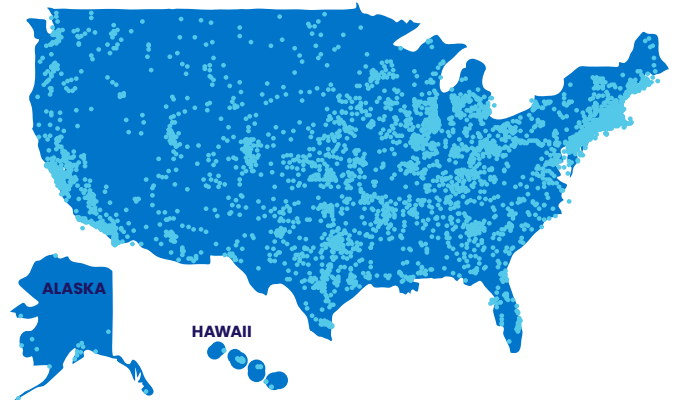


3,678,752 Level certificates delivered



4,859,915 Lexia Lessons[®] and Lexia Skill Builders[®] delivered

ACADEMIC YEAR 2021–2022

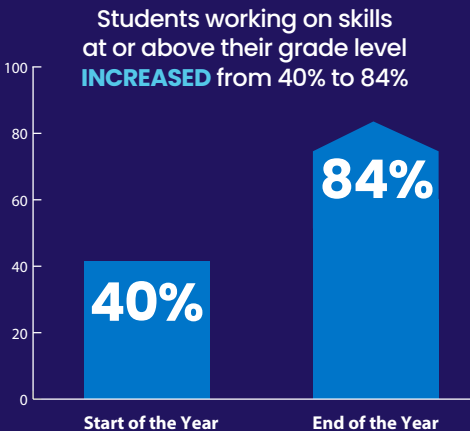


3.5 M
STUDENTS

17,706
SCHOOLS

201,286
EDUCATORS

GAINS IN Core5²
 during the 2021–2022 school year



ACCELERATING GROWTH²



35%
started the year on grade level

77%
went on to reach grade-level benchmark or above by end of year

CLOSING THE GAP²

for students who started two or more grade levels behind



41%
ended the year on grade level or reached their grade-level benchmark



55%
gained two or more grade levels in one year



WHAT EDUCATORS ARE SAYING³

- 94%** say Core5 is easy to use
- 81%** say student outcomes are improving due to Core5
- 83%** say Core5 helps them more efficiently provide targeted instruction



Voices of Lexia Educators

I like that Core5 is individualized to meet each student at their level. I love that Core5 provides teachers the lessons and takes the guesswork out of what to teach to close the gap.

¹ For more information, visit lexialearning.com/research.
² Results for pre-K–5 US students who used Core5 between 7/26/2021 and 5/29/2022. Data compiled and analyzed by the Lexia Research team. Students were considered to have used the online portion of Core5 with fidelity if they used the program for at least 20 weeks, met their weekly usage targets for 50% or more of those weeks, and started using the program before the end of 2021.
³ From a survey of 5,344 Core5 educators and administrators deployed monthly across the 2021–2022 school year by Lexia Research.

**THE RESEARCH
 SPEAKS FOR ITSELF¹**



Core5's research has received a **strong** rating from Evidence for ESSA

10+ peer-reviewed efficacy studies in the last 10 years



Across several U.S. studies, effect sizes for Core5 ranged from **0.07 to 1.02**

The Impact of Core5 in Canada

BLENDED LEARNING IN ACTION²
 during the 2021–2022 school year



75 Average minutes using Core5 per week



22 Average number of skills completed in one academic year



74,558 Level certificates delivered



249,691 Lexia Lessons[®] and Lexia Skill Builders[®] delivered

ACADEMIC YEAR 2021–2022

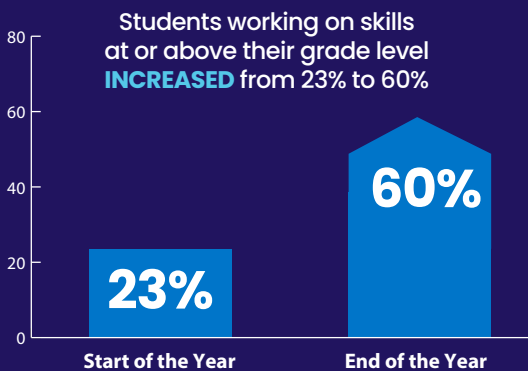


86.7K
 STUDENTS

2,636
 SCHOOLS

12,141
 EDUCATORS

GAINS IN Core5²
 during the 2021–2022 school year



ACCELERATING GROWTH²



19%
 started the year on grade level

73%
 went on to reach grade-level benchmark or above by end of year

CLOSING THE GAP²

for students who started two or more grade levels behind



28%
 ended the year on grade level or reached their grade-level benchmark



43%
 gained two or more grade levels in one year



WHAT EDUCATORS ARE SAYING³

- 94%** say Core5 is easy to use
- 81%** say student outcomes are improving due to Core5
- 83%** say Core5 helps them more efficiently provide targeted instruction



Voices of Lexia Educators

I like that Core5 is individualized to meet each student at their level. I love that Core5 provides teachers the lessons and takes the guesswork out of what to teach to close the gap.

1. For more information, visit lexialearning.com/research.

2. Results for pre-K–5 Canadian students who used Core5 between 7/26/2021 and 5/29/2022. Data compiled and analyzed by the Lexia Research team. Students were considered to have used the online portion of Core5 with fidelity if they used the program for at least 20 weeks, met their weekly usage targets for 50% or more of those weeks, and started using the program before the end of 2021.

3. From a survey of 5,344 Core5 educators and administrators in the U.S. deployed monthly across the 2021–2022 school year by Lexia Research.

**THE RESEARCH
SPEAKS FOR ITSELF¹**



PowerUp's research has received a **strong** rating from Evidence for ESSA

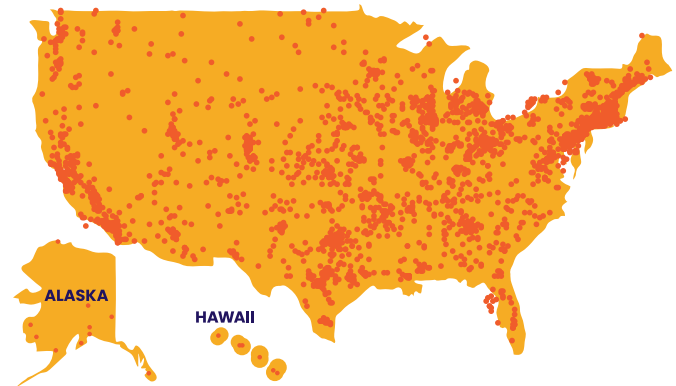


Across several studies, effect sizes for PowerUp ranged from **0.36 to 0.78**



4 peer-reviewed efficacy studies and **5** validity reports on PowerUp

ACADEMIC YEAR 2021–2022



742,315
STUDENTS

8,679
SCHOOLS

45,812
EDUCATORS

Voices of Lexia Educators

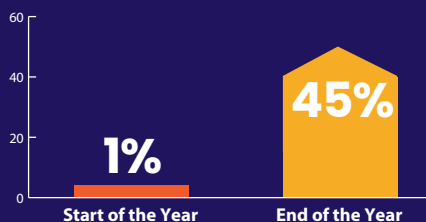
It is easy to use, and engaging for my students. We have used several other reading programs in my district, and the students like this one over any of the others.

GAINS IN PowerUp²

for students who used with fidelity during the 2021–2022 school year

57% of students covered 3+ grade levels of skills in a single school year

SIGNIFICANT GAINS in students working on advanced (6th–8th+ grade) skills across all content



BLENDED LEARNING IN ACTION²

180,871
Lexia Lessons[®]
delivered



311,805
Lexia Skill Builders[®]
delivered

75

Average number of skills completed in one academic year

85

Average minutes per week working in PowerUp strands

CLOSING THE GAP²

By the end of the year, the percentage of students working on K–2 skills

DROPPED BELOW 5%
in all strands of content

The number of students working on Advanced Comprehension skills

INCREASED 5x
across the school year

**WHAT
EDUCATORS
ARE SAYING³**



87% say PowerUp is easy to use

74% say PowerUp helps them more efficiently provide targeted instruction

1. For more information, visit lexialearning.com/research.

2. Results for students in grades 6–12 who used Lexia PowerUp between 7/26/2021 and 5/29/2022. Data compiled and analyzed by the Lexia Research team. Students were considered to have used PowerUp with fidelity if they used the program for at least 20 weeks, met their weekly usage targets for 50% or more of those weeks, and started using before the end of 2021.

3. From a survey of 2,310 PowerUp educators and administrators deployed monthly across the 2021–2022 school year by Lexia Research.

THE RESEARCH SPEAKS FOR ITSELF¹

Lexia English users scored **15 points higher** overall and **18 points higher** in the oral domain compared to non-Lexia English users on a state language proficiency assessment.

ACADEMIC CONVERSATIONS

174.7k total hours of conversation

2.4M total number of conversations

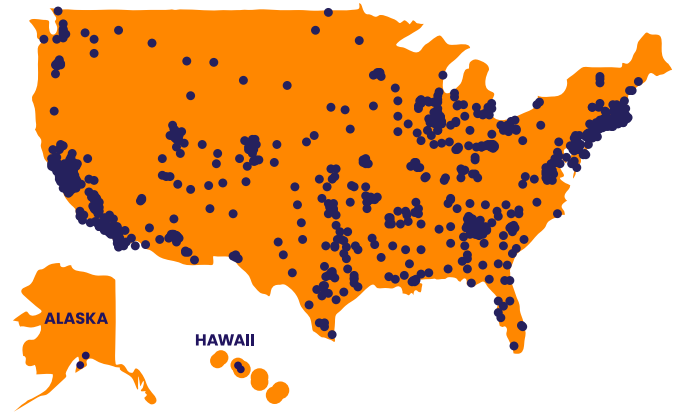
57% of time using Lexia English was spent in conversation

WHAT EDUCATORS ARE SAYING³

“ I love the speaking practice my students are getting. They’re less hesitant to speak when using the program. It is a confidence booster for them to see that they are making gains in the English Language.

“ The characters are engaging and my students make connections with them. They find similarities between themselves and the characters.

ACADEMIC YEAR 2021–2022



87,800+ STUDENTS **4,000+** SCHOOLS **34,700+** EDUCATORS

STUDENT-DRIVEN LEARNING²
 Students who used as recommended:



Built speaking, listening, and grammar skills by completing **169 units**



Demonstrated what they learned across **26 Presentations of Knowledge**



Made progress such that **1 in 3 students moved up** to the next proficiency band in the program



ALIGNS TO MULTIPLE ENGLISH LANGUAGE PROFICIENCY STANDARDS

✓ WIDA ✓ CA ELD ✓ TX ELPS ✓ NY ELD ✓ ELPA 21

1. For more information, visit lexialearning.com/research.
 2. Results for K–6 students who used Lexia English between 7/26/2021 and 5/29/2022. Data compiled and analyzed by the Lexia Research team. Students were considered to have used the online portion of Lexia English as recommended if they used the program for at least 10 weeks and had an average of 30+ minutes/week of usage for grades K–2 and 45+ minutes/week of usage for grades 3–6.
 3. From a survey of 755 Lexia English teachers deployed monthly across the 2021–2022 school year by Lexia Research.



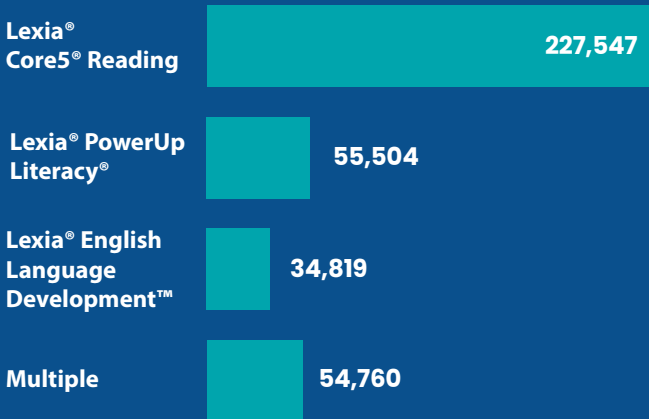
Empowering Educators With myLexia Data and Resources

2021–2022 Annual Report

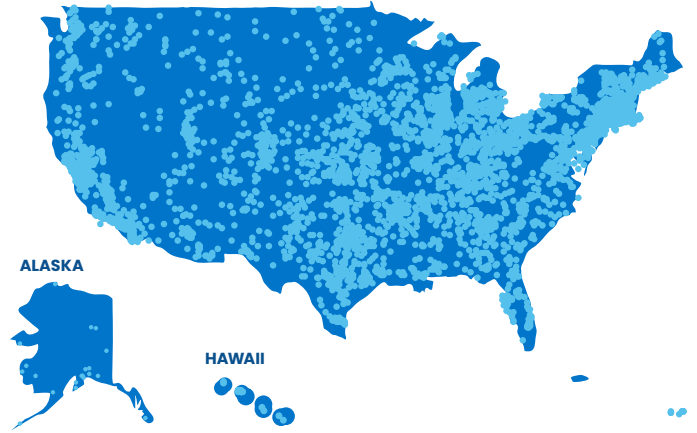
LITERACY FOR ALL¹

Educators supported diverse student needs this year with students working across Lexia’s suite of curriculum programs.

Educators by Student Program



myLexia EDUCATORS¹



323,131
EDUCATORS

32,544
SCHOOLS

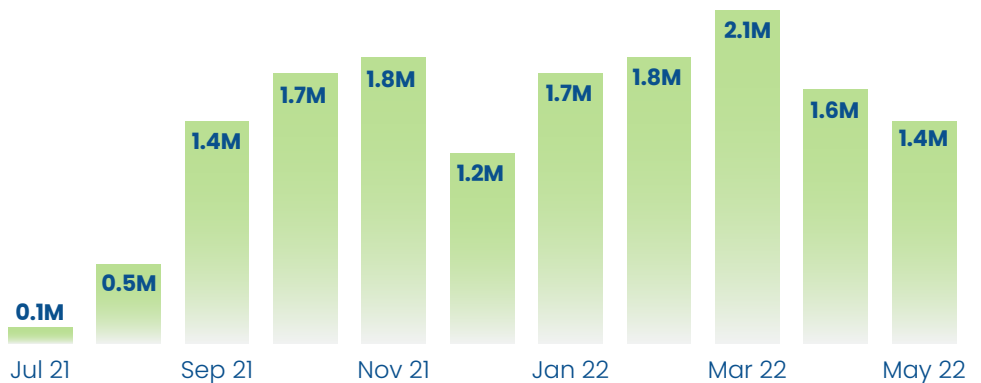
62
COUNTRIES

Voices of Lexia Educators

I like that [myLexia] shows overall class progress and individualization per student. You can get a good idea of student progress at a quick glance or go into as much detail as needed.

POWERFUL DATA AND RESOURCES¹

Lexia educators recorded more than **15.2M logins** to myLexia across the 2021–2022 school year.



On average, educators logged into myLexia **four times per week**



10,626 educators accessed their student data on the go with the myLexia mobile app



A typical myLexia session was just **11.1 minutes long**




40,535 educators used Lexia’s e-learning platform for on-demand program and literacy learning

BLENDED LEARNING IN ACTION²

Educators took advantage of Lexia's suite of resources more than ever before to create personalized and engaging learning environments.

 **1,518,188**
Lexia Lessons®
delivered

 **4,762,413**
Lexia Skill Builders®
delivered

 **4,574,627**
Core5 Level
certificates delivered

“Voices of Lexia Educators


I love all of the additional supports that Lexia provides for reteaching lessons, as well as Skill Builders that can be used as guided or independent practice. I have also utilized almost all of the resources in the Core5 Resources Hub for a variety of purposes and audiences.

WHAT EDUCATORS ARE SAYING³

 **89%** said myLexia is
easy to use

 **85%** said myLexia helps them
more efficiently **evaluate**
their students' needs

 **93%** of new educators said Lexia
programs had **met or exceeded**
their expectations thus far

 **78%** of new educators believe Lexia
programs will help **improve their**
students' outcomes



“Voices of Lexia Educators

The kids are motivated to use it and love the different themes built into the platform. I have personally seen great results from my students who consistently use this program. I also like that students can work above their grade level as they make progress. It is a great tool for both filling gaps and accelerating students.

1. Results for educators who logged into the myLexia platform between July 26, 2021 and May 29, 2022.

Data compiled and analyzed by Lexia Research.

2. Based on resources marked as delivered by educators within myLexia. Some resources are not able to be marked as delivered at this time (Lexia English lessons and certificates) and some delivery may not be recorded using this feature.

3. From a survey of 4,677 educators and administrators deployed monthly across the 2021–2022 school year by Lexia Research. New educators started using Lexia programs for the first time within the three months prior to being surveyed.